

TSCS Convertible PLATFORM

*Adapts itself to all
kind of interior work:*

- **Very light aluminum** material,
- **Very fast** assembling by only one person,
- Great comfort of work in complete **safety**,
- **Convertible** work surface between **5m²** and more than **13m²**,
- **Time saving** in productivity **up to 30%**.



Come find us on our website:

www.plateforme-roulante-tscs.fr



→ Tooling in compliance with
the NF P93-520 norm aimed at:

- Painters
- Plumbers
- Electricians
- Industrial handling
- Construction.


...




List of components



Platform with casters



Platform with pairing hooks



Optional half platform of connection



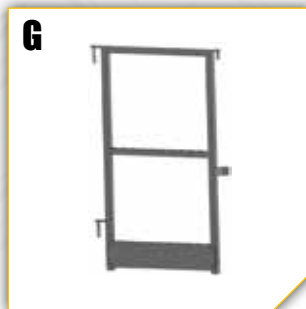
Large railing



Half railing



Small railing



Access barrier



Support pole of barrier and small railing

TSCS platform alone

Inside access barrier

G

Configuration 1

Large railing

D

Small railing

F

Platform

A

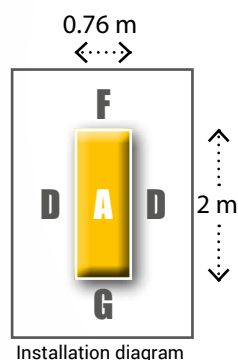
Telescopic leg anti tipping

Connecting bar

Rotating legs

Telescopic footboard

Braked casters



1 PLATFORM WITH CASTERS - A

1 ACCESS FOOTBOARD

2 LARGE RAILINGS - D

1 SMALL RAILING - F

1 ACCESS BARRIER - G

1 TRANSPORT HANDLE

→ A handful of advantages !

- Quick assembly.
- Polyvalent for every kind of inside work.
- Casters equipped platform
- Very light product.
- Height of work between 2.50 m and 3 m, adjustable every 5 cm.
- Length of the platform: 2 m, width : 0.76 m.
- Fits inside frames of 80 cm.
- Can be handle by one single person.
- Work surface of 5 m² to more than 13 m²; with possibility of assembling platforms without a limit of extension.

Full kit **CONVERTIBLE** platform

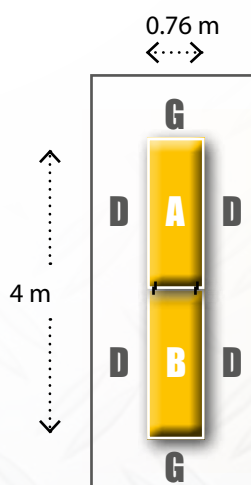
- 2 PLATFORMS WITH CASTERS - A
- 1 INTERMEDIARY PLATFORM WITH 4 PAIRING HOOKS - B
- 1 ACCESS FOOTBOARD
- 6 LARGE RAILINGS - D
- 2 HALF RAILINGS - E
- 4 SMALL RAILINGS - F
- 2 ACCESS BARRIER - G
- 8 SUPPORT POLE OF BARRIER AND SMALL RAILING - H
- 2 TRANSPORT AND MANIPULATION HANDLES
- 1 LARGE STABILIZING CONNECTING BAR
- 2 SMALL STABILIZING CONNECTING BARS
- 2 PAIRING HOOKS



→ 12 different configurations available

Installation diagram

Full kit put in situation



Configuration 2



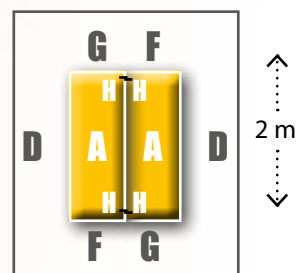
Full kit put in situation



Work surface
of more than 7m²

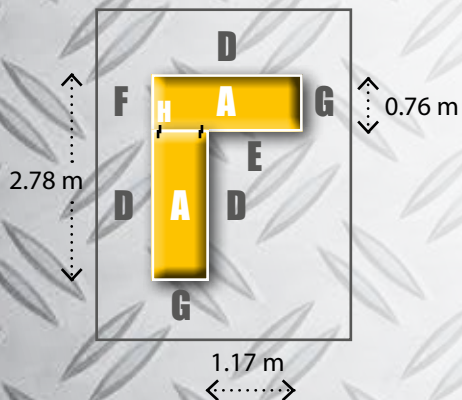
Configuration 3

← 1.54 m →



Configuration 4 & 5

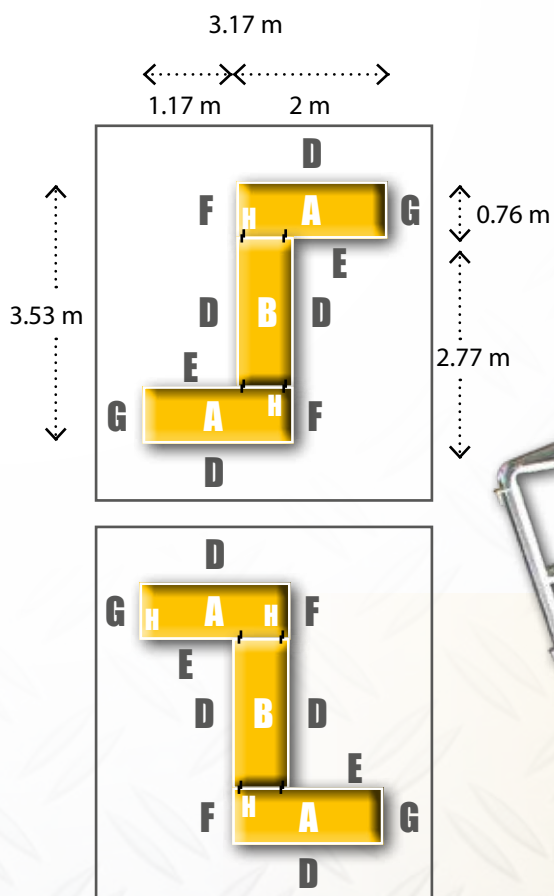
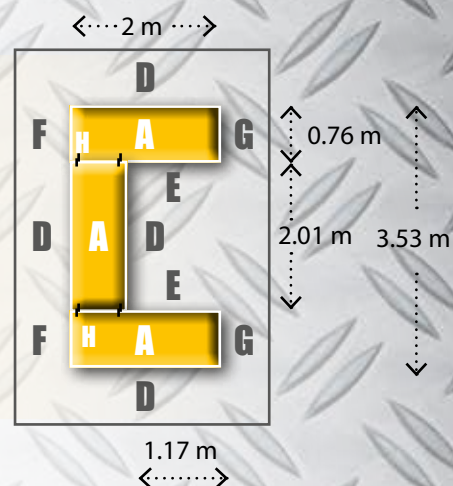
← 2 m →




The full kit offers 12 different configurations of assembly and the possibility to duplicate your equipment (2 simple A platforms).



Configuration 6



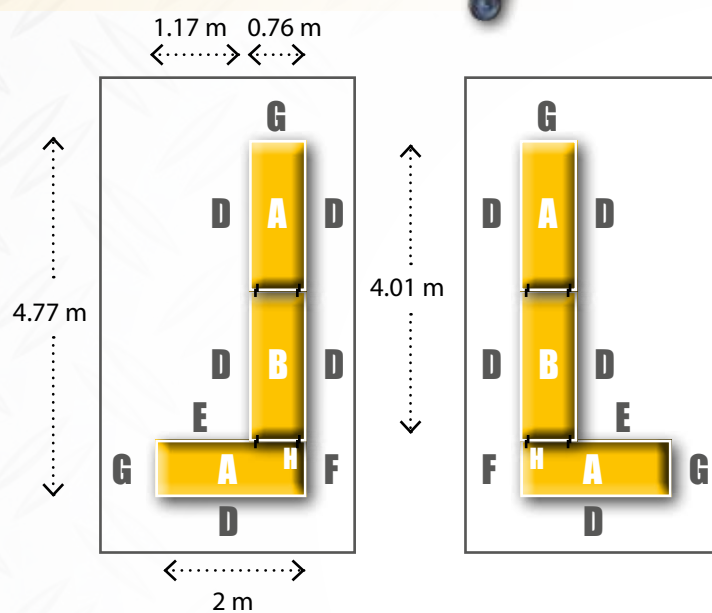
Configuration 7 & 8



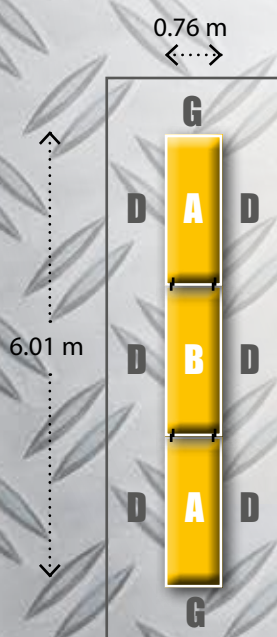
Full kit put in situation



Configuration 9 & 10



Configuration 11



Modularity of the railings in order to clear the work surface against a wall.



**Work surface
of more than 9m²**

Configuration 12

←.....→
2.30 m

↑
2 m
↓

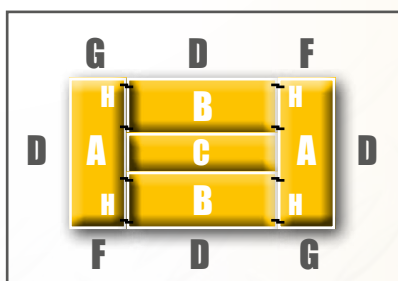


Full kit + OPTION


**Work surface
of more than 13m²**

Configuration 13

←.....→
3.53 m



↑
2 m
↓



**→ In order to complete this configuration, there
needs to be added to the full kit:**

- one intermediary platform with 4 pairing hooks - B,
- one optional half platform of connection - C,
- 1 large stabilizing connecting bar

Platform accessories



Left hook



Right hook



Platform manipulation handle

Telescopic footboard



Tooling support



Key strengths



→ Exemplary easiness and rapidity of assembly!

Dismantled, the platform is compact and space saving and is easily stocked in all kinds of utilitarian vehicles.



TSCS
Dieulidou
87520 ORADOUR SUR GLANE
FRANCE
Tel: +33 (0) 5 55 03 20 57
Mob: +33 (0) 6 80 13 41 47